


Precast Concrete

Septic Tanks

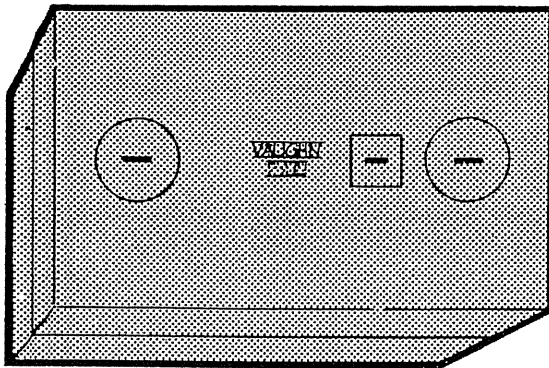
Two Piece



Top Section Vees into Bottom

Precast Concrete two-piece Septic Tank with 4" thick floor, 4" thick walls & 5" thick top. The tank side walls and floor are reinforced with 6x6x10 welded steel wire mesh with a 6" overlap. Top reinforced with 6x6x10 mesh. *Top for traffic is 9" thick.*

All tanks meet state and county health department requirements.



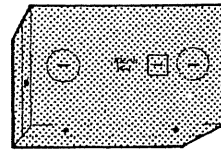
Manufactured with 4000 P.S.I. Concrete (minimum)

Sealed with Concrete Joint Sealant

Sizes:

1250 gallon
1500 gallon
2000 gallon

To aid installation, inlets and outlets are available on sides and ends of tank.



Two-Piece Septic Tank Weights

<u>Capacity</u>	<u>Non-Traffic</u>	<u>Traffic</u>
1250 Gallon	~12,900 Lbs.	~15,200 Lbs.
1500 Gallon	~14,300 Lbs.	~17,100 Lbs.
2000 Gallon	~16,600 Lbs.	~19,400 Lbs.

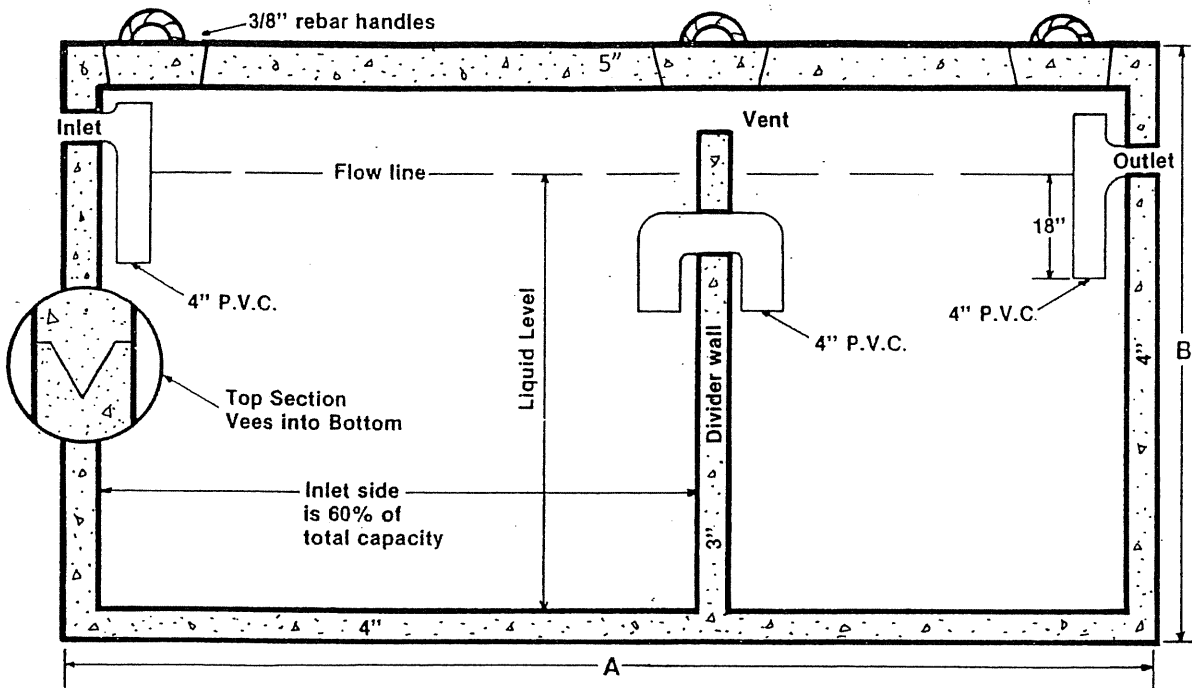
vaughn
concrete products, inc.

UPDATED 12/09

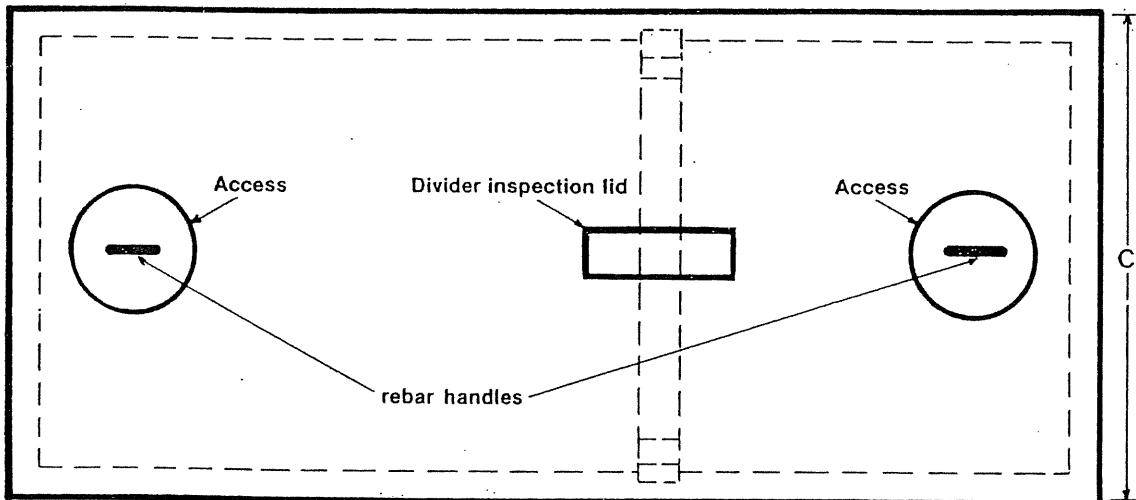
12650 Tucson Street • Henderson, Colorado 80640 • 303-659-3747, Fax 303-659-1333

TWO PIECE SEPTIC TANK

Continued



SECTION
Side View



PLAN
Top View

Tank Dimensions:	A	B	C	Digging Specifications:	
1,250 gallon tank	8'10"	5'8"	5'8"	54 inches below inlet	6½ ft. x 12 ft.
1,500 gallon tank	10'6"	5'8"	5'8"	58 inches below inlet	6½ ft. x 14 ft.
2,000 gallon tank	10'6"	7'2"	5'8"	76 inches below inlet	6½ ft. x 14 ft.

Actual dimensions of concrete products may vary slightly.