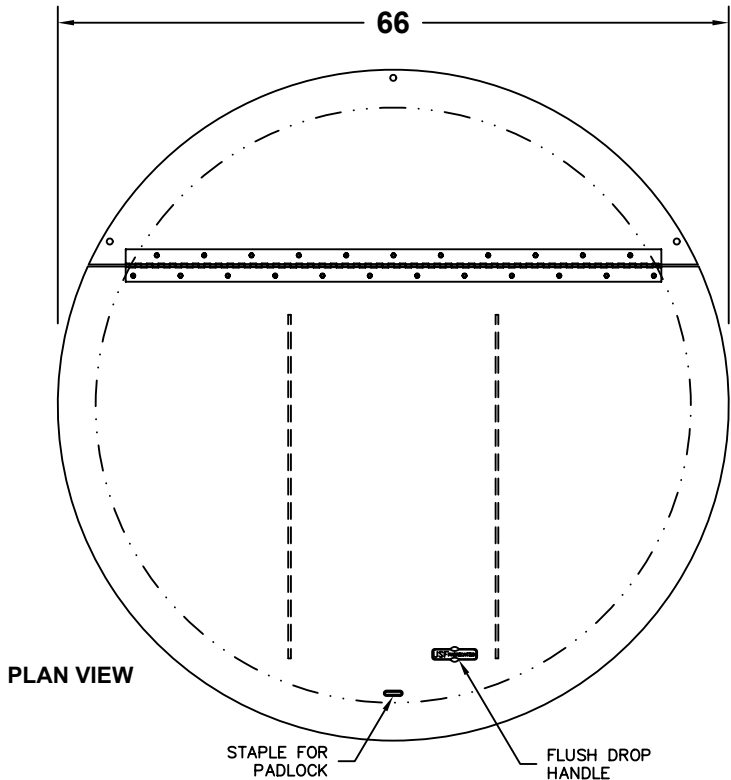
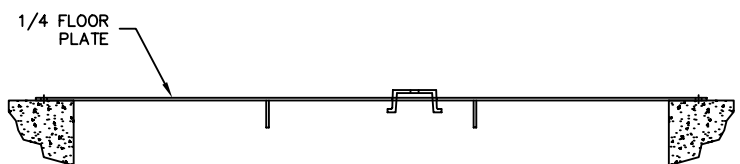


BASIN PEDESTRIAN COVER - ALUMINUM

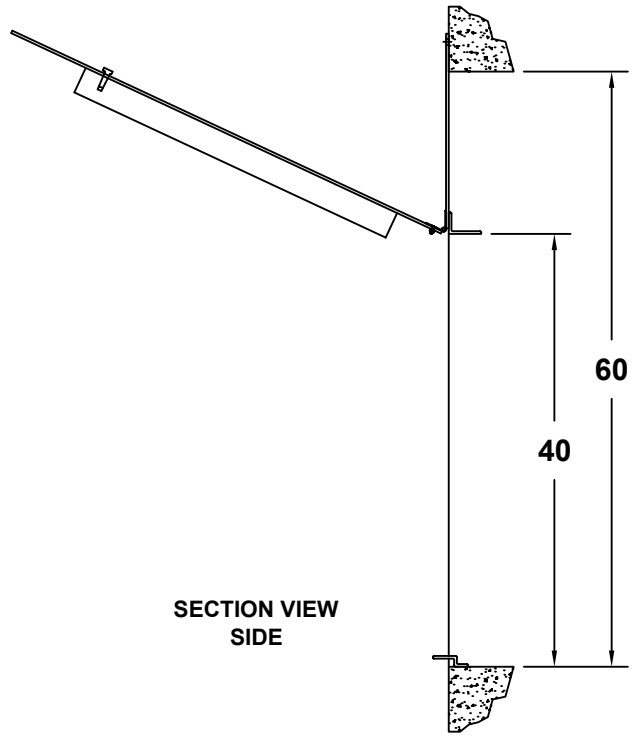
This drawing is the sole property of U.S.F. Fabrication, Inc. and is for illustrative purposes only.



PLAN VIEW



SECTION VIEW FRONT




SECTION VIEW SIDE

NOTES:

Weight: 121 lbs. (approx. hatch base weight w/o options)

NOTES:

- 1- MATERIAL: ALUMINUM
- 2- LOADING: 300 LBS. PER SQ. FT.
- 3- 316 STAINLESS STEEL BOLTS
HINGES AND HOLD OPEN ARM



BPC 66" x 60"		
CLEAR OPENING: 40" x 60"		
FROM:	QUOTE#	DATE:
WEB ID: 556	4231.1	12/29/2004